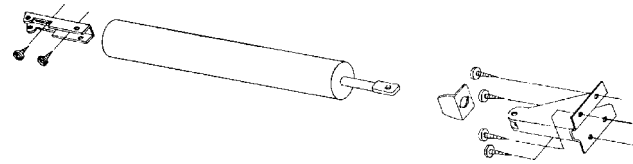
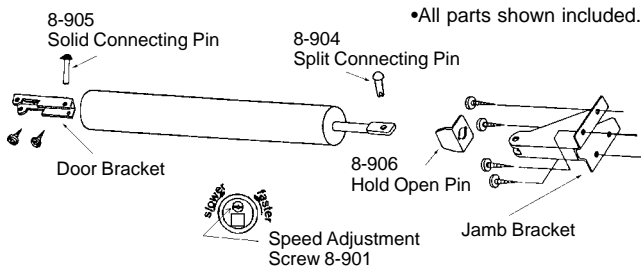


Storm Door Closers & Accessories .....	8-2, 8-5
Storm Door Latches, Catches, Locks & Bolts .....	8-2 to 8-4, 8-7
Spindles .....	8-4
Storm Door Chains & Accessories .....	8-4 to 8-5
Strikes & Shims .....	8-5 to 8-6
Storm Door Corners .....	8-7
Storm Door Hinges & Accessories .....	8-7 to 8-8
Storm Sash Guide, Clip .....	8-8
Storm Door Panel Clip .....	8-8
Sears Screen Corners .....	8-9
Storm Door Channel.....	8-9
Storm Door Components .....	8-10

# STORM DOOR HARDWARE

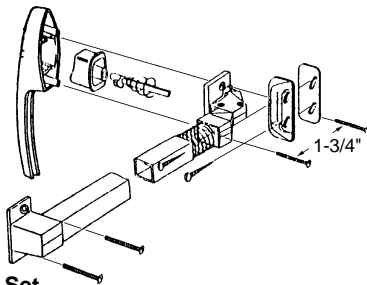


## Storm Door Closer

Part Number	Colour
<b>8-928</b>	<b>Silver</b>
<b>8-928B</b>	<b>Brown</b>
<b>8-928W</b>	<b>White</b>
Material: Steel	
Unit: Set	Bulk: 20 Sets
Used By: Several Manufacturers	

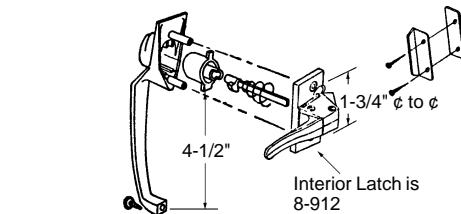


•Replacement inside latch available separate in white only, 8-957W (page 8-3).



## Storm Door Panic Set

Part Number	Colour
<del><b>8-917</b></del>	<del><b>Silver</b></del> (Discontinued)
<b>8-917B</b>	<b>Brown</b>
<b>8-917W</b>	<b>White</b>
Material: Die Cast/Aluminum	
Unit: Each	Bulk: 10 Pcs.
Used By: Several Manufacturers	

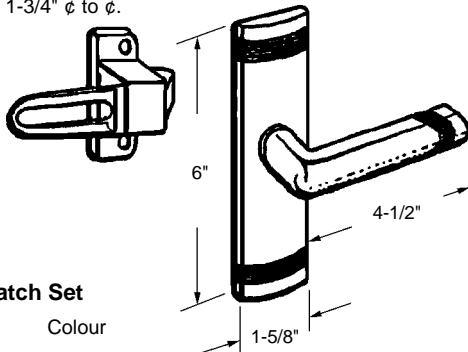


## Push Button Latch Set

Part Number	Colour	Type
<b>8-913B</b>	<b>Brown</b>	<b>No Key</b>
<b>8-913B-K</b>	<b>Brown</b>	<b>Keyed</b>
<b>8-913S</b>	<b>Silver</b>	<b>No Key</b>
<b>8-913S-K</b>	<b>Silver</b>	<b>Keyed</b>
<b>8-913W</b>	<b>White</b>	<b>No Key</b>
<b>8-913W-K</b>	<b>White</b>	<b>Keyed</b>
Material: Die Cast		
Unit: Set	Bulk: 10 Sets	
Used By: Several Manufacturers		



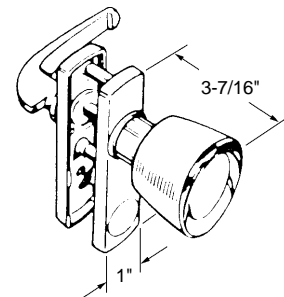
- Lever action outside and push inside.
- No-lockout feature — solid strike.
- Mounting holes: 1-3/4"  $\phi$  to  $\phi$ .



## Storm Door Latch Set

Part Number	Colour
<b>8-944BB</b>	<b>Bright Brass</b>
<b>8-944MG</b>	<b>Metallic Gold</b>
<b>8-944WH</b>	<b>White</b>
Material: Die Cast	
Unit: Set	Bulk: 5 Sets
Used By: Several Manufacturers	

- For outswinging wood or metal doors.
- Fits doors 7/8" to 1-1/8" thick.
- Installation hole spacing: 1-3/4".
- Installs in three 1/4" holes.
- Backset from jamb (door stop): 7/8".
- Installs with spring loaded strike plate (included).
- Covers most previous installation holes in door.

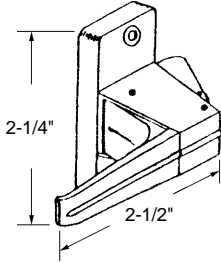


## Storm Door Knob Latch

Part Number	Colour
<b>8-924</b>	<b>Silver</b>
Material: Aluminum	
Unit: Each	Bulk: 10 Pcs.
Used By: Several Manufacturers	

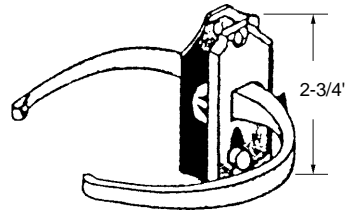
# STORM DOOR HARDWARE

•Holes: 1-3/4"  $\phi$  to  $\phi$ .



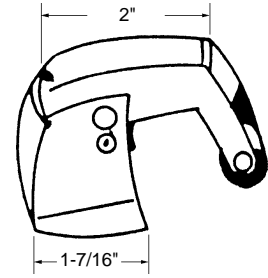
### Interior Latch

Part Number	Colour	
<b>8-912B</b>	<b>Brown</b>	
<b>8-912S</b>	<b>Silver</b>	
<b>8-912W</b>	<b>White</b>	
Material: Die Cast		
Unit: Each      Bulk: 10 Pcs.		
Used By: Several Manufacturers		



### Push/Pull Latch

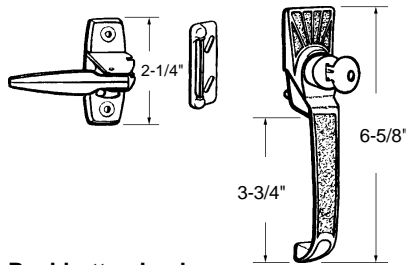
Part Number	Colour
<b>8-922</b>	<b>Silver</b>
Material: Aluminum	
Unit: Each      Bulk: 10 Pcs.	
Used By: Several Manufacturers	



### Storm Door Catch

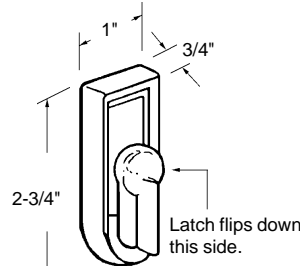
Part Number	Colour
<b>8-923</b>	<b>Silver</b>
Material: Aluminum	
Unit: Each      Bulk: 10 Pcs.	
Used By: Several Manufacturers	

•For all outswinging doors 1" to 2" thick.  
•Mounts 1-3/4"  $\phi$  to  $\phi$ .  
•Resilient strike.



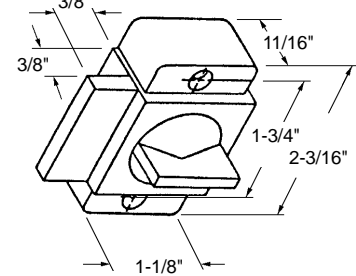
### Pushbutton Lock

Part Number	Colour	Type
<b>8-934</b>	<b>Aluminum</b>	<b>Keyed</b>
Material: Die Cast		
Unit: Set      Bulk: 10 Sets		
Used By: Several Manufacturers		



### Storm Door Dead Bolt

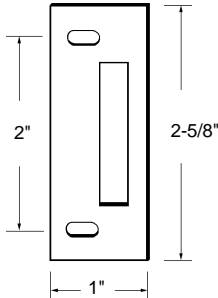
Part Number	Colour
<b>8-919B</b>	<b>Brown</b>
<b>8-919G</b>	<b>Gold</b>
<b>8-919W</b>	<b>White</b>
Material: Die Cast	
Unit: Each      Bulk: 10 Pcs.	
Used By: Several Manufacturers	



### Storm Door Dead Bolt

Part Number	Colour
<b>8-900B</b>	<b>Brown</b>
<b>8-900W</b>	<b>White</b>
Material: Die Cast	
Unit: Each      Bulk: 10 Pcs.	
Used By: Several Manufacturers	

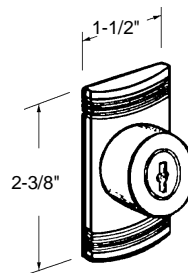
•Used with dead bolt 8-900B(W).  
•Thickness: 1/16".



### Storm Door Dead Bolt Strike

Part Number	Colour
<b>8-900S</b>	<b>White</b>
<b>8-900SB</b>	<b>Brown</b>
Material: Steel	
Unit: Each      Bulk: 20 Pcs.	
Used By: Several Manufacturers	

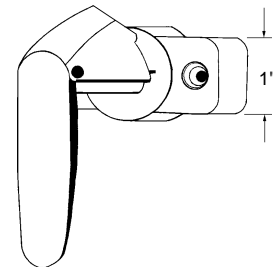
•c/w keyed cylinder and keys.  
•Mounting holes: 1-3/4"  $\phi$  to  $\phi$ .



### Storm Door Lock

Part Number	Colour
<b>8-920AB</b>	<b>Brass</b>
<b>8-920B</b>	<b>Brown</b>
<b>8-920W</b>	<b>White</b>
Material: Die Cast	
Unit: Each      Bulk: 10 Pcs.	
Used By: Several Manufacturers	

•Mounting holes: 1-3/4"  $\phi$  to  $\phi$ .

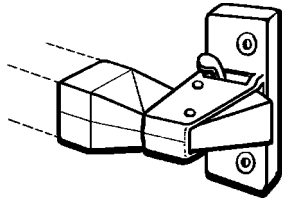


### Storm Door Latch

Part Number	Colour
<b>8-943B</b>	<b>Brown</b>
<b>8-943W</b>	<b>White</b>
Material: Die Cast/Plastic	
Unit: Each      Bulk: 10 Pcs.	
Used By: Several Manufacturers	

# STORM DOOR HARDWARE

•Complete storm door panic set available, 8-917W (page 8-1).



## Inside Latch for 8-917W

Part Number

**8-957W**

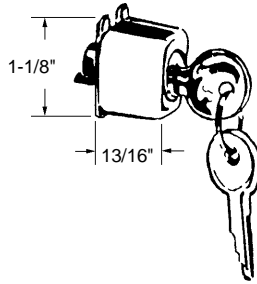
Material: Die Cast

Colour: White

Unit: Each Bulk: 10 Pcs.

Used By: Several Manufacturers

•For latch set 8-917 (page 8-1).



## Key Lock

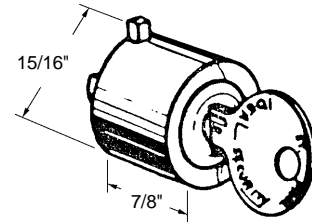
Part Number

**8-902**

Material: Metal

Unit: Each Bulk: 10 Pcs.

Used By: Several Manufacturers



## Push Button Key Lock for Storm Door Handles

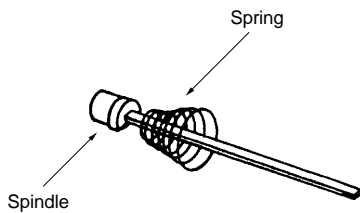
Part Number

**8-938**

Material: Metal

Unit: Each Bulk: 10 Pcs.

Used By: Several Manufacturers



## Spindle for Push Button Latch

Part Number Length

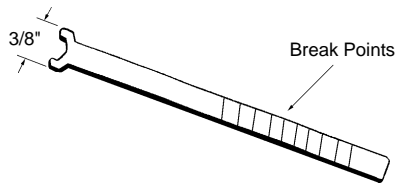
**8-914** 3-1/4"

**8-914A** 3-9/16"

Material: Die Cast

Unit: Each Bulk: 25 Pcs.

Used By: Several Manufacturers



## Spindle for Push Button Latch

Part Number Length

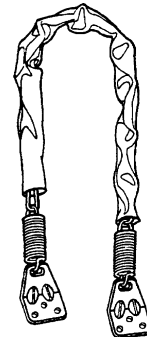
**8-933** 3-9/16"

Material: Die Cast

Unit: Each Bulk: 25 Pcs.

Used By: Several Manufacturers

•Heavy steel mounting brackets.  
•Medium duty compression springs.  
•Grey vinyl cover.  
•Length: approximately 25".



## Storm Door Chain

Part Number

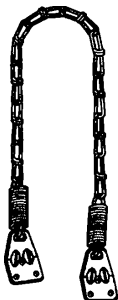
**8-1612**

Material: Steel/Vinyl

Unit: Each Bulk: 20 Pcs.

Used By: Several Manufacturers

•Two expansion coil springs.  
•Stamped steel mounting brackets.  
•Length: 24".



## Storm Door Chain

Part Number

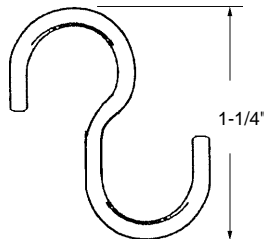
**8-954**

Material: Steel

Unit: Each Bulk: 20 Pcs.

Used By: Several Manufacturers

•Material Diameter: 13/32".



## Storm Chain "S" Hook

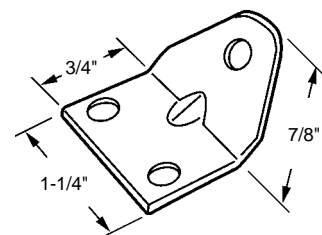
Part Number

**8-937**

Material: Steel

Unit: Each Bulk: 100 Pcs.

Used By: Several Manufacturers



## Storm Door Chain Bracket

Part Number

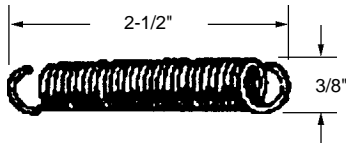
**8-926**

Material: Steel

Unit: Each Bulk: 20 Pcs.

Used By: Several Manufacturers

# STORM DOOR HARDWARE



## Storm Door Safety Chain Spring

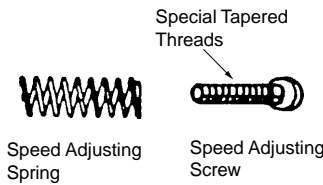
Part Number

**8-935**

Material: Spring Steel

Unit: Each      Bulk: 20 Pcs.

Used By: Several Manufacturers



## Tapered Screws

Part Number

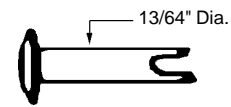
**8-901**

Material: Steel

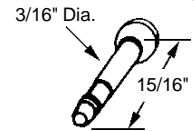
Unit: Each      Bulk: 20 Pcs.

Used By: Several Manufacturers

*Old Style (Discontinued)*



*New Style*



## Closer Pin

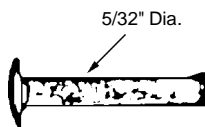
Part Number

**8-904**

Material: Steel

Unit: Each      Bulk: 20 Pcs.

Used By: Several Manufacturers



## Adjustable Bracket Closer Pin

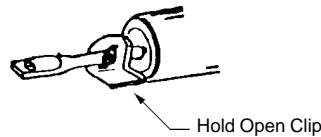
Part Number

**8-905**

Material: Steel

Unit: Each      Bulk: 20 Pcs.

Used By: Several Manufacturers



## Hold-Open Clip

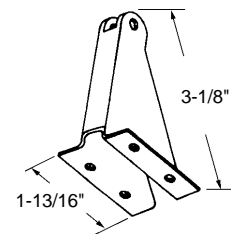
Part Number

**8-906**

Material: Steel

Unit: Each      Bulk: 20 Pcs.

Used By: Several Manufacturers



## Storm Door Closer Bracket

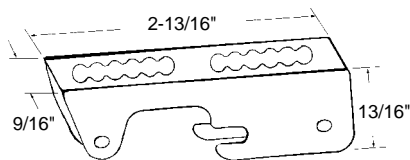
Part Number

**8-927**

Material: Steel

Unit: Each      Bulk: 20 Pcs.

Used By: Several Manufacturers



## Storm Door Closer Bracket

Part Number

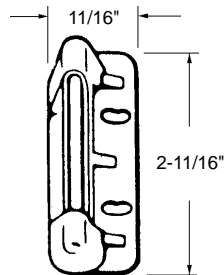
**8-930**

Material: Steel

Unit: Each      Bulk: 20 Pcs.

Used By: Several Manufacturers

- Spring loaded.
- Overall height: 1/2".



## Resilient Strike

Part Number

**8-910**

Material: Die Cast

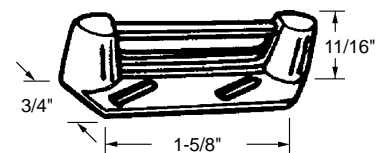
Colour: Silver

Unit: Each      Bulk: 25 Pcs.

Used By: Several Manufacturers



- Spring loaded.
- Overall height: 11/16".



## Resilient Strike

Part Number

**8-910A**

Material: Die Cast

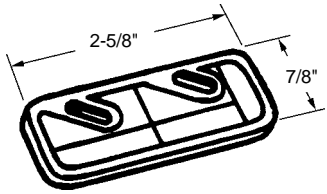
Colour: Silver

Unit: Each      Bulk: 25 Pcs.

Used By: Several Manufacturers

# STORM DOOR HARDWARE

- Thickness: 1/8".
- Holes: 1-1/8"  $\phi$  to  $\phi$ .



### Strike Shim for 8-910 Strike

Part Number

**8-951A**

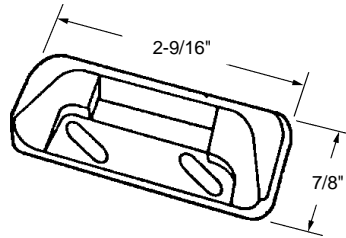
Material: Plastic

Colour: Grey

Unit: Each

Bulk: 50 Pcs.

Used By: Several Manufacturers



### Strike

Part Number

**8-911**

Material: Plastic

Colour: White

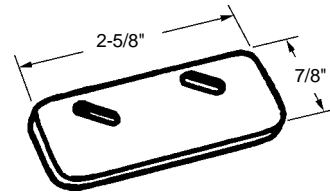
Unit: Each

Bulk: 25 Pcs.

Used By: Several Manufacturers



- Thickness: 1/16".



### Strike Shim for 8-910 and 8-911 Strikes

Part Number

**8-911S**

Material: Plastic

Colour: Grey

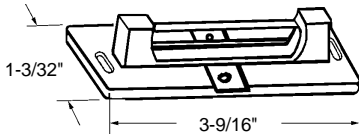
Unit: Each

Bulk: 50 Pcs.

Used By: Several Manufacturers



- Fits most storm doors.
- Overall height: 7/8".



### Resilient Strike

Part Number

**8-953**

Material: Die Cast

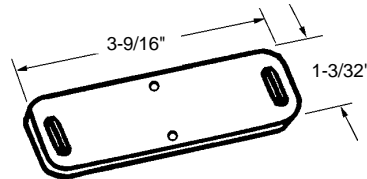
Colour: Silver

Unit: Each

Bulk: 15 Pcs.

Used By: Several Manufacturers

- Thickness: 1/8".
- Holes: 3-1/4"  $\phi$  to  $\phi$ .



### Resilient Strike Shim for 8-953 Strike

Part Number

**8-953S**

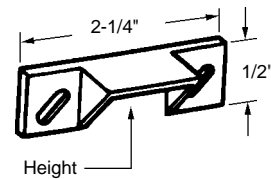
Material: Plastic

Colour: Black

Unit: Each

Bulk: 50 Pcs.

Used By: Several Manufacturers



### Strike

Part Number

Height

**8-952A**

1/4"

**8-952B**

3/8"

**8-952C**

1/2"

Material: Aluminum

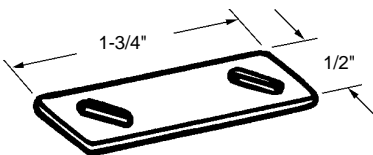
Colour: Grey

Unit: Each

Bulk: 25 Pcs.

Used By: Several Manufacturers

- Thickness: 1/16".
- Holes: 3-1/4"  $\phi$  to  $\phi$ .



### Strike Shim for 8-952A/B/C

Part Number

**8-951**


Material: Plastic

Colour: Grey

Unit: Each

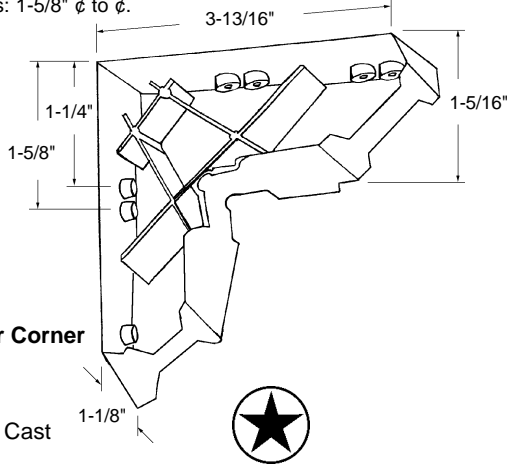
Bulk: 50 Pcs.

Used By: Several Manufacturers



# STORM DOOR HARDWARE

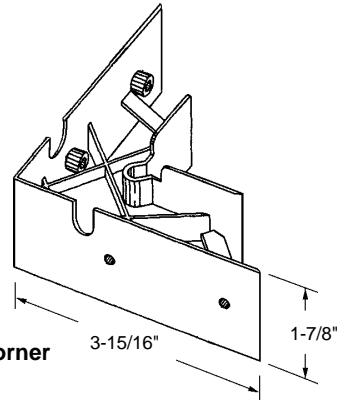
- Fits 1-1/2" doors.
- Hole Centres: 1-5/8"  $\phi$  to  $\phi$ .



## Storm Door Corner

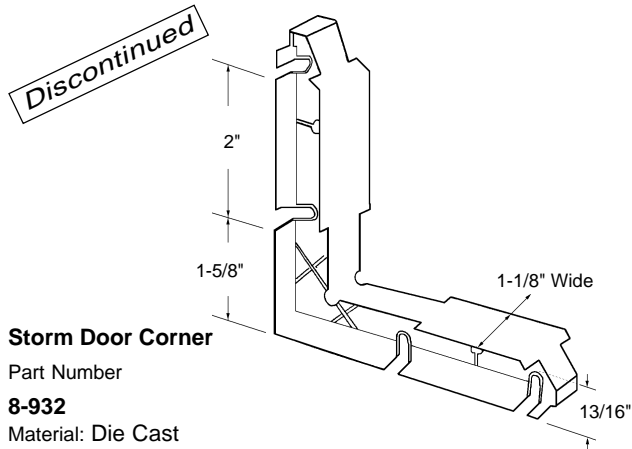
Part Number  
**8-915**  
 Material: Die Cast  
 Finish: Mill  
 Unit: Each      Bulk: 25 Pcs.  
 Used By: Several Manufacturers

- Fits 2" doors.



## Storm Door Corner

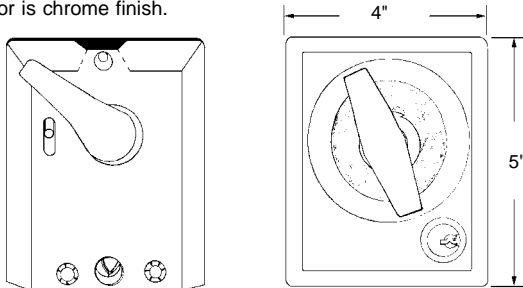
Part Number  
**8-916**  
 Material: Die Cast  
 Finish: Mill  
 Unit: Each      Bulk: 25 Pcs.  
 Used By: Several Manufacturers



## Storm Door Corner

Part Number  
**8-932**  
 Material: Die Cast  
 Finish: Mill  
 Unit: N/A  
 Used By: Several Manufacturers

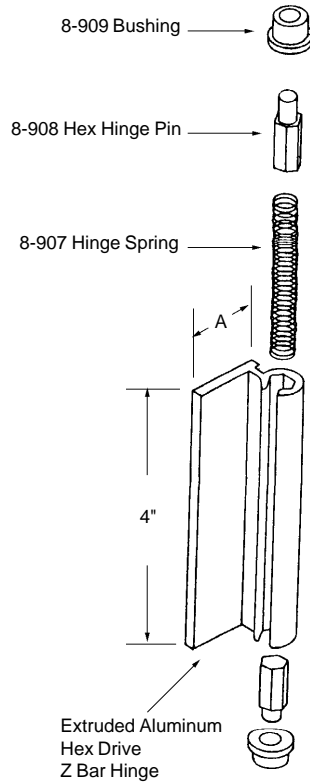
- Complete with keyed cylinder.
- Interior is hammered aluminum finish.
- Exterior is chrome finish.



## Mobile Home or R.V. Door Lock

Part Number  
**8-921**  
 Material: Aluminum  
 Finish: Chrome  
 Unit: Each      Bulk: 5 Pcs.  
 Used By: Several Manufacturers

- All parts shown included.



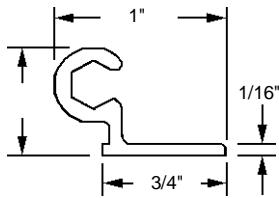
## Storm Door Hinge

Part Number	Colour	A
<b>8-936BR</b>	<b>Brown</b>	<b>3/4"</b>
<b>8-936WH</b>	<b>White</b>	<b>3/4"</b>
<b>8-955BR</b>	<b>Brown</b>	<b>1-1/8"</b>
<b>8-955WH</b>	<b>White</b>	<b>1-1/8"</b>

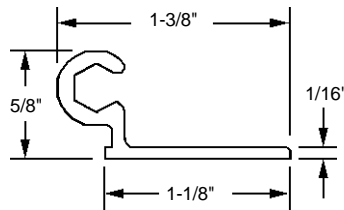
Material: Aluminum/Die Cast/Brass  
 Colour: Aluminum  
 Unit: Set      Bulk: 50 Pcs.  
 Used By: Several Manufacturers

# STORM DOOR HARDWARE

- Custom lengths available on request.
- Not drilled.

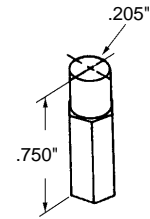


- Custom lengths available on request.
- Not drilled.



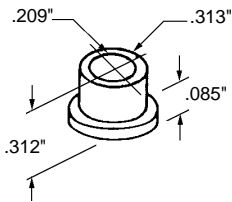
### Hex Drive Z Bar Hinge

Part Number      Colour  
**8-939BR**          **Brown**  
**8-939WH**          **White**  
 Material: Extruded Aluminum  
 Length: 4"  
 Unit: Each          Bulk: 100 Pcs.  
 Used By: Several Manufacturers



### Storm Door Hex Hinge Pin

Part Number  
**8-908**  
 Material: Die Cast  
 Unit: Each          Bulk: 100 Pcs.  
 Used By: Several Manufacturers



### Storm Door Hinge Bushing

Part Number  
**8-909**  
 Material: Brass  
 Unit: Each          Bulk: 100 Pcs.  
 Used By: Several Manufacturers



2-1/4" x 1/4"

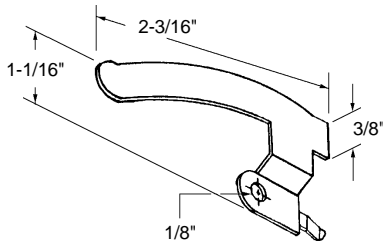


### Storm Door Hinge Spring

Part Number  
**8-907**  
 Material: Spring Steel  
 Unit: Each          Bulk: 50 Pcs.  
 Used By: Several Manufacturers

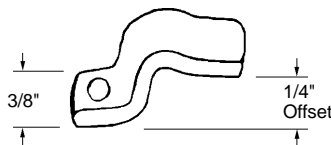
## STORM DOOR HINGE

AVAILABLE IN  
 COMPLETE SETS  
 ON PAGE 8-6.



### Storm Sash Guide

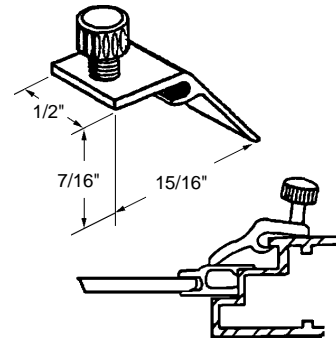
Part Number      Hand  
**8-918L**          **Left**  
**8-918R**          **Right**  
 Material: Stainless Steel  
 Unit: Each          Bulk: 50 Pcs.  
 Used By: Several Manufacturers



### Storm Sash Clip

Part Number  
**8-929**  
 Material: Aluminum  
 Unit: Each          Bulk: 50 Pcs.  
 Used By: Several Manufacturers

- When installing, screw should be on door frame, not glass panel.



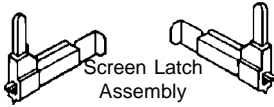
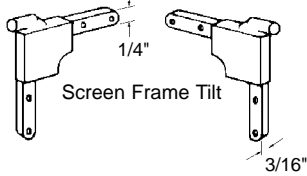
### Storm Door Panel Clip

Part Number  
**8-956**  
 Material: Aluminum  
 Unit: Each          Bulk: 100 Pcs.  
 Used By: Several Manufacturers



# STORM DOOR HARDWARE

•Fits 1/4" x 3/16" bar.



## Screen Corners — Single Pull

Part Number

**8-947**

Material: Plastic

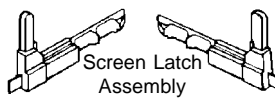
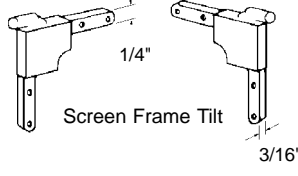
Colour: White

Unit: Set (4)

Bulk: 20 Sets

Used By: Sears

•Fits 1/4" x 3/16" bar.



## Screen Corners — Double Pull

Part Number

**8-948**

Material: Plastic

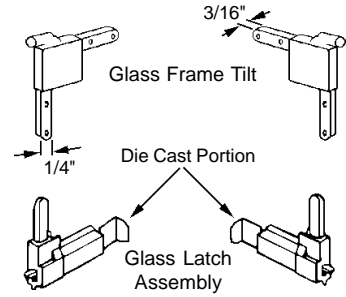
Colour: White

Unit: Set (4)

Bulk: 20 Sets

Used By: Sears

•Fits 1/4" x 3/16" bar.



## Window Corners — Single Pull

Part Number

**8-945**

Material: Metal Die Cast/Plastic

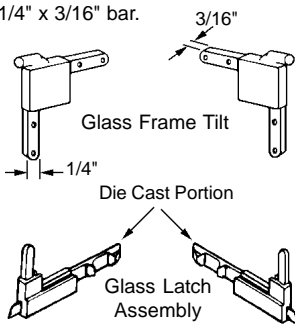
Colour: White

Unit: Set (4)

Bulk: 20 Sets

Used By: Sears

•Fits 1/4" x 3/16" bar.



## Window Corners — Double Pull

Part Number

**8-946**

Material: Metal Die Cast/Plastic

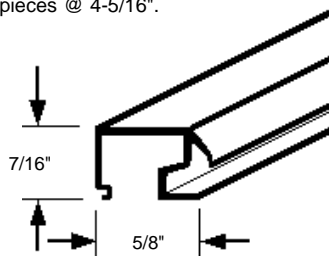
Colour: White

Unit: Set (4)

Bulk: 20 Sets

Used By: Sears

•Set includes: 2 pieces @ 64",  
2 pieces @ 4-5/16".



## Tri-Lite Window Snap Channel

Part Number

**8-925B**

Colour

**Brown**

**8-925W**

**White**

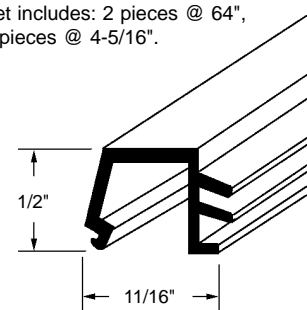
Material: Vinyl

Unit: Set

Bulk: 10 Sets

Used By: Aluminart

•Set includes: 2 pieces @ 64",  
2 pieces @ 4-5/16".



## Storm Door Snap-In Glazing Stop

Part Number

**8-942B**

Colour

**Brown**

**8-942W**

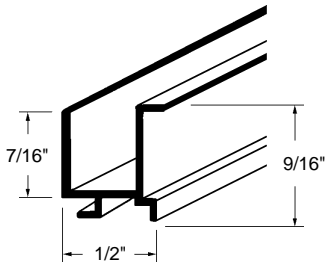
**White**

Material: Vinyl

Unit: Set

Bulk: 10 Sets

Used By: Aluminart



## Storm Door Channel

Part Number

**8-940**

Material: Vinyl

Stock Length: 10'

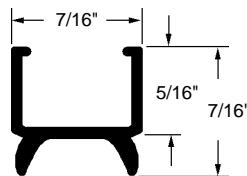
Unit: S/L

Colour

**Grey**

Bulk: 10 S/L

Used By: Several Manufacturers



## Storm Door Channel

Part Number

**8-941**

Material: Vinyl

Stock Length: 10'

Unit: S/L

Colour

**Grey**

Bulk: 10 S/L

Used By: Several Manufacturers

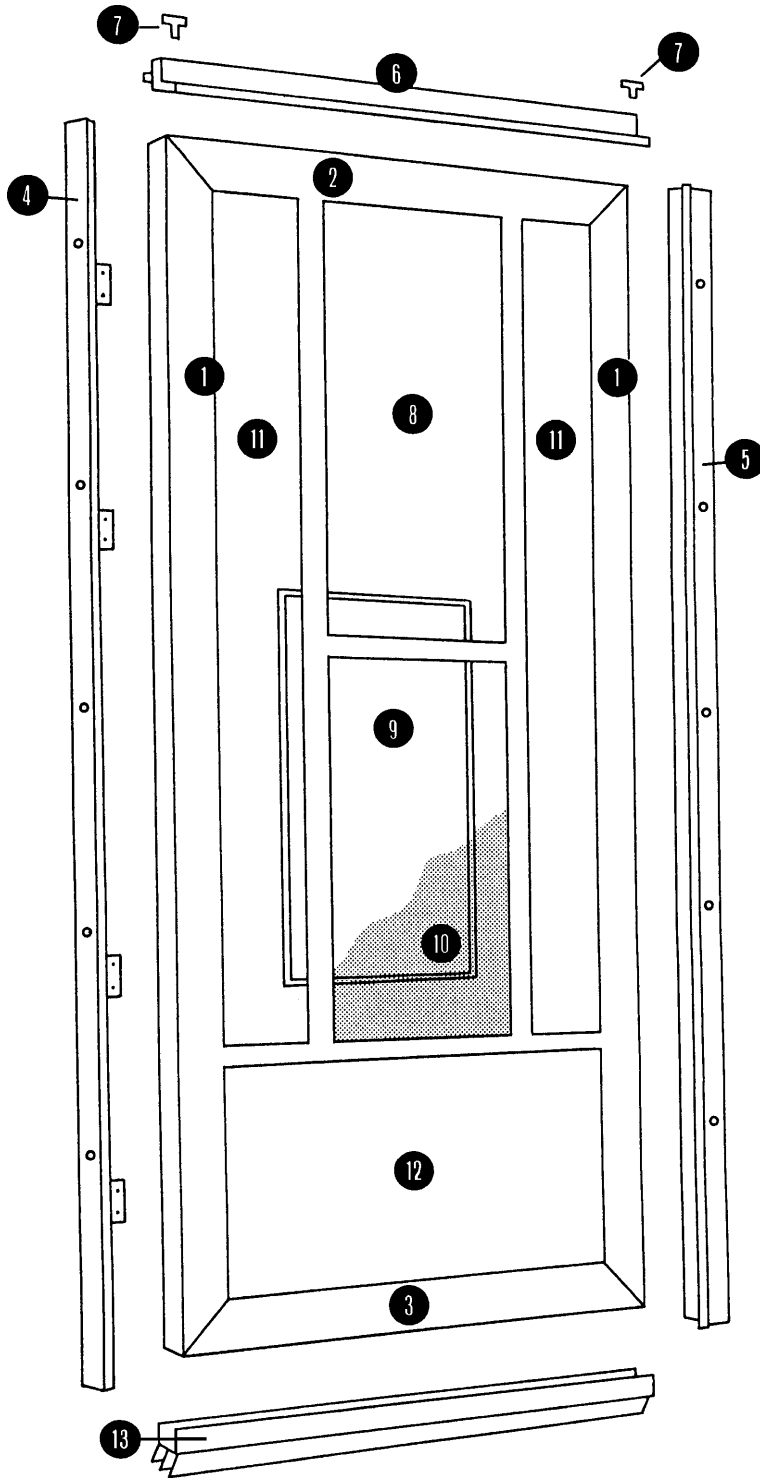
### New Products...

### New Packaging...

### New Custom Programs...

With All Glass Parts there is no longer any need to buy from several sources. Our wide selection of window and door hardware, glazier tools and supplies eliminates the need to order from several suppliers. One order is all it takes — All Glass Parts — providing quality service and quality products since 1978.

**STORM DOOR COMPONENTS**



- 1. Rail, Mainframe, Side
- 2. Rail, Mainframe, Header
- 3. Rail, Mainframe, Sill
- 4. Z Bar, Hinge
- 5. Z Bar, Latch
- 6. Z Bar, Header
- 7. Header Pins
- 8. Glass Insert, Stationary
- 9. Glass Insert, Operating
- 10. Screen Insert
- 11. Glass Sidelites
- 12. Kickplate
- 13. Adjustable Sweep\* (Section 12)
- 14. Hinge Assembly\*
- 15. Handle, Inside\*
- 16. Handle, Outside\*
- 17. Handle, Thumb Button\*
- 18. Handle, Spindle\*

**\*Stocked Parts**

